







MODEL 230.4 with CODE (P99) Special model "AMG Black Series"

Shown on vehicle without code (494) USA version

- 1 Trim
- 2 Clip
- 3 Bolts (without code (494) USA version)
- 4 Seat belt anchor point (without code (494) USA version)
- 5  Mounting wedge

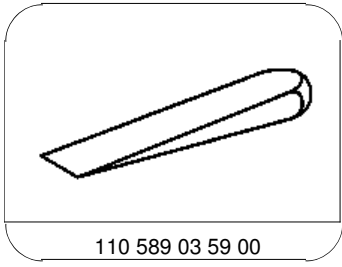


P68.30-3399-06

 	Remove/install		
1	Move driver and front passenger seat toward front to end position		
2	Unscrew bolts (3) from seat belt anchor point (4) and guide seat belt anchor point (4) out of seat belt	On vehicles without code (494) USA version	*BA91.40-P-1001-01A *110589035900
3	Unclip paneling (1) with assembly wedge (5) in door area toward front		*110589035900
4	Remove paneling (1) inwards and upwards	 Installation: Replace damaged clips (2). Ensure that seal (arrow) is seated correctly on paneling (1).	
5	Pull seat belt out of paneling (1)	Not on vehicles with code (494) USA version	
6	Install in the reverse order		

 Seat belts/emergency tensioning retractors

Number	Designation	Model 230
BA91.40-P-1001-01A	Screw on belt end fitting	Nm 35



110 589 03 59 00

Mounting wedge